


## 1×2 Optical switch

### ◆ Features

- Low Insertion Loss
- Wide Wavelength Range
- Low Crosstalk
- High Stability, High Reliability
- Epoxy-free on Optical Path
- Latching and Non-latching

### ◆ Applications

- R&D in Laboratory
- System Monitoring
- OADM
- MAN (Metropolitan Area Network)



### ◆ Specifications

Parameters	Unit	TZ-FSW-1x2	
Wavelength Range	nm	1260 ~ 1650	
Test Wavelength	nm	1310 / 1550	
Insertion Loss 1, 2	dB	Type:0.6	Max:0.8
Return Loss 1, 2	dB	SM ≥ 50	
Crosstalk 1	dB	SM ≥ 55	
PDL	dB	≤0.05	
WDL	dB	≤0.25	
Repeatability	dB	≤±0.02	
Operating Voltage	V	3.0 or 5.0	
Durability	Cycles	≥ 10 Million	
Switching Time	ms	≤8	
Optical Power	mW	≤500	
Operating Temperature	°C	-20 ~ +70	
Storage Temperature	°C	-40 ~ +85	
Relative Humidity	%	5 ~ 95	
Weight	g	14	
Dimension	mm	(L)27.0×(W)12.0×(H)8.2 ±0.2 or Customer design	


**Note:** <sup>1</sup> Within operating temperature and SOP.

<sup>2</sup>Excluding Connectors.

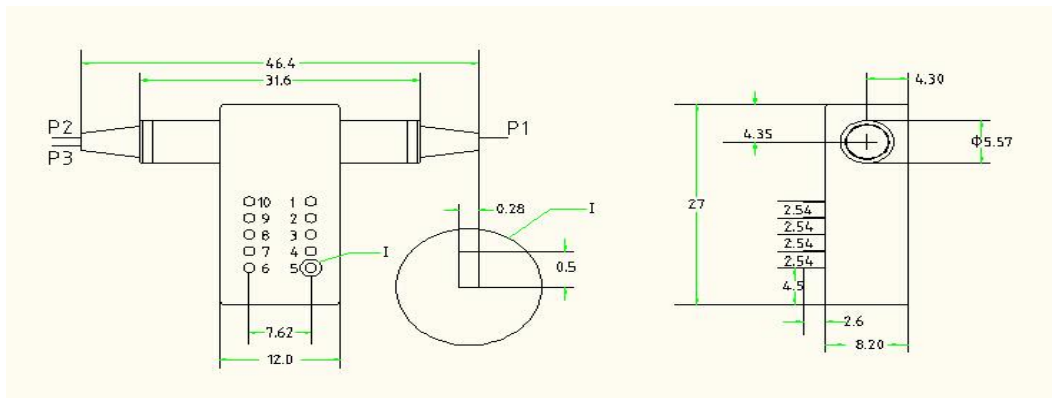
◆ Pin Configurations

Type	State	Optical Route	Electric Drive				Status Sensor			
1x2			Pin 1	Pin 5	Pin 6	Pin 10	Pin 2-3	Pin 3-4	Pin 7-8	Pin 8-9
Latching	A	P1-P2	---	---	GND	V+	Close	Open	Open	Close
	B	P1-P3	V+	GND	---	---	Open	Close	Close	Open
Non-latching	A	P1-P2	---	---	---	---	Close	Open	Open	Close
	B	P1-P3	V+	---	---	GND	Open	Close	Close	Open

◆ Optical Route



◆ Dimension



◆ Electrical Specification

	Specifications	Voltage	Current	Resistance
5V	latching	4.5~5.5 V	36~44 mA	125 Ω
5V	Non-latching	4.5~5.5 V	26~32 mA	175 Ω
3V	latching	2.7~3.3 V	54~66 mA	50 Ω
3V	Non-latching	2.7~3.3 V	39~47 mA	70 Ω

◆ Ordering Information:

Fiber Type	Voltage	Switch type	Test Wavelength	TubeType	Fiber length	Connector
SM:SM,9/125	3:3V	L:Latching	850:850nm	25:250um	05:0.5m±5cm	FP:FC/PC,FA:FC/APC
M5:MM,50/125			1310:1310nm	90:90um	10:1.0m±5cm	SP:SC/PC,SA:SC/APC
M6:MM,62.5/125	5:5V	N:Non-latching	13/15:1310/1550nm	X:Others	15:1.5m±5cm	LP:LC/PC,LA:LC/APC
X: Others			X:Others	X:Others	OO:None,X:Others	